


# Godzilla



# SUNRISE

**NEW**



## Godzilla Series

Large Dimension Plus Half Cell Mono Solar Module

SR-M672HLP  
430~450W

- SR-M672430HLP
- SR-M672435HLP
- SR-M672440HLP
- SR-M672445HLP
- SR-M672450HLP

IEC61215/IEC61730

ISO9001:Quality Management System ISO14001:Environmental Management System

ISO45001:Occupational Health and Safety Management System



PID Resistance



Better Low-light Performance



9 Bus Bar Half Cut Cell With PERC Technology



Strengthened Mechanical Support 5400 Pa Snow Load, 2400 Pa Wind Load

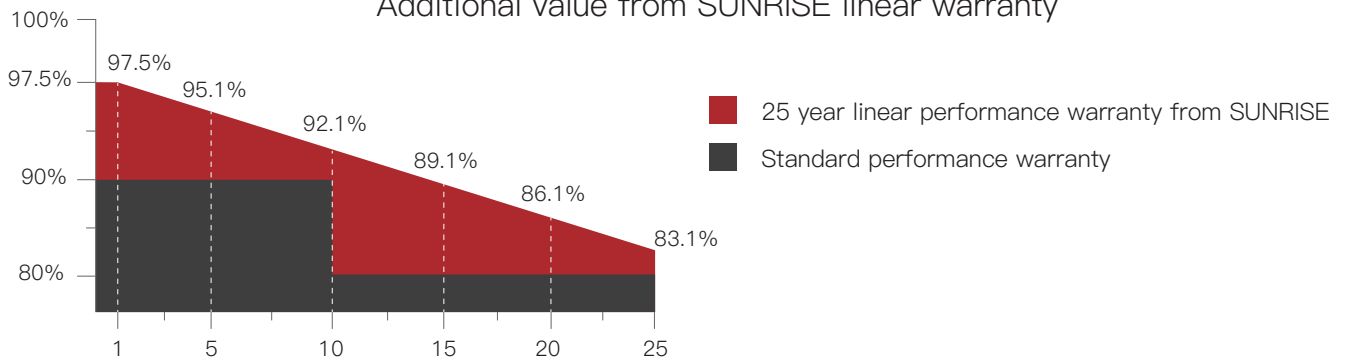


0~3% Positive Tolerance



Higher Power Output

### Additional value from SUNRISE linear warranty



SUNRISE ENERGY CO., LTD

TEL:+86-519-81688389

Web:www.sunriseenergy.cn

E-mail:info@sunriseenergy.cn

ADD:No.20 Tongzi River West Road, Zhonglou Development Zone, Changzhou, Jiangsu

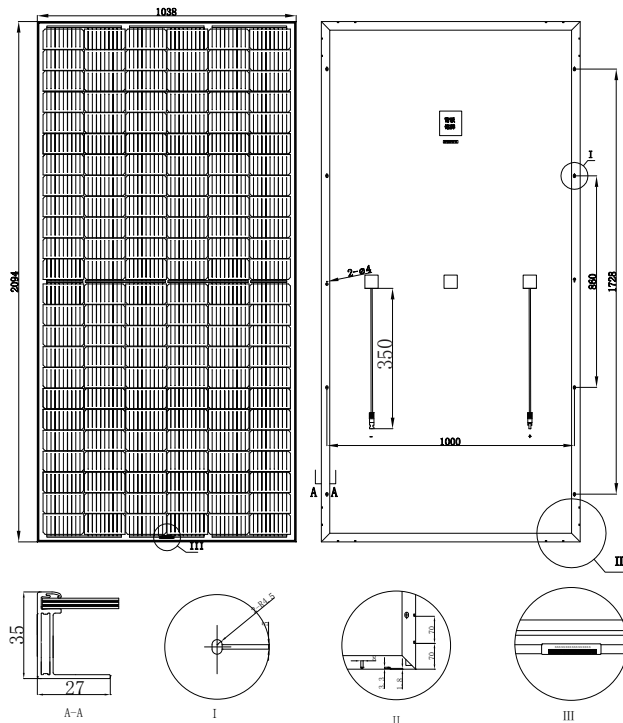


Module Type		SR-M672430HLP		SR-M672435HLP		SR-M672440HLP		SR-M672445HLP		SR-M672450HLP	
Test Environment		STC	NOCT	STC	NOCT	STC	NOCT	STC	NOCT	STC	NOCT
Tolerance	(%)	0~+3		0~+3		0~+3		0~+3		0~+3	
Module Efficiency	(%)	19.79		20.02		20.25		20.47		20.71	
Maximum Power	P <sub>max</sub> (W)	430	318.3	435	322	440	325.8	445	329.5	450	333.2
Open Circuit Voltage	V <sub>oc</sub> (V)	49.22	45.88	49.42	46.08	49.62	49.28	49.86	49.52	50.1	49.76
Short Circuit Current	I <sub>sc</sub> (A)	11.21	9	11.28	9.06	11.35	9.11	11.41	9.16	11.48	9.22
Maximum Power Voltage	V <sub>m</sub> (V)	40.59	37.48	40.79	37.68	40.99	37.88	41.19	38.07	41.39	38.26
Maximum Power Current	I <sub>m</sub> (A)	10.6	8.48	10.67	8.54	10.74	8.59	10.81	8.64	10.88	8.7
Cell Type	(mm)	166x83(9BB Mono-Crystalline Silicon)									
Number of Cells	(Pcs)	144(6x24)									
Maximum System Voltage	(V)	DC1500									
Temp. Coeff. of Voc	(%/°C)	-0.285									
Temp. Coeff. of Isc	(%/°C)	0.055									
Temp. Coeff. of P <sub>m</sub>	(%/°C)	-0.365									
Operating Temperature	°C	-40 to 85									
Nominal Operating Cell Temperature (NOCT)	°C	45±2									
Max. Series Fuse	(A)	20									
Pressure Bearing	(Pa)	5400									
Wind Bearing	(Pa)	2400									

STC: Irradiance 1000W/m<sup>2</sup>, Cell temperature 25°C, AM1.5

NOCT: Irradiance 800W/m<sup>2</sup>; Ambient temperature 20°C; Wind speed 1m/s

## ENGINEERING DRAWINGS

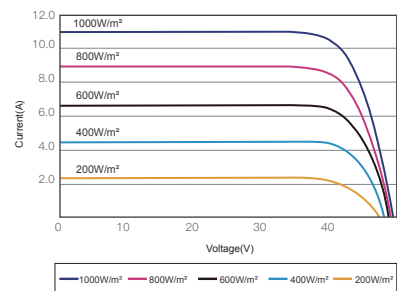


Manufactured in China

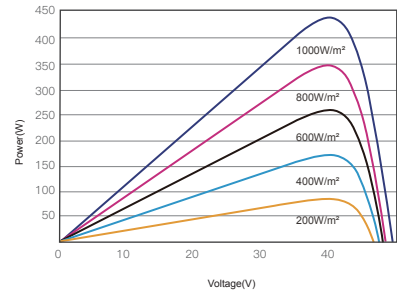
## MATERIAL DETAILS

Frame	Anodized aluminum
Glass	3.2mm low-iron tempered suede glass
Cell	6x24pcs 166x83mm mono solar cell
Junction Box	IP ≥ 68, TÜV & UL
Diode quantity	3
Cable&Connector	4mm <sup>2</sup> , EVO2 or EVO2 compatible
Cable length	350mm or as customer's requirements

## IV CURVES



I-V CURVES OF PV MODULE(440W)



P-V CURVES OF PV MODULE(440W)

## PACKING DETAILS

Dimension	(mm)	2094×1038×35
Weight	(kg)	23.5
Loading Capacity	300 pcs / 20'GP	726 pcs / 40'HC
Packing	pcs/pallet	31